

BOARD OF EDUCATION

School District of South Orange and Maplewood
525 Academy Street
Maplewood, NJ 07040

Cheryl Schneider
School Business Administrator

(973) 762-560, x1805
fax (973) 378-8680

August 3, 2015

Re: **2015-2016 Free and Reduced Price School Meal Household Application**

Dear Parent/Guardian:

The 2015-2016 Application for Free and Reduced Price School Meals is a family/ household application. Therefore, **only one application per household** needs to be completed and submitted.

A new application must be completed and submitted before September 30, 2015. If you qualified for free or reduced price meals last year, your child's benefits will continue only until September 30, 2015 or upon processing of a new application – whichever date comes first.

It is not mandatory to fill out an application. Please review the Federal Eligibility Income Chart at the bottom of page 2 of the application. If your income is over the allowed amount to qualify for benefits, there is no need to complete the application.

STEP 1: Please print clearly the names of all students enrolled in the district's schools in grades K-12. If a student is a **Foster Child**, please check in the box at the right. Also, a copy of the Identification Letter from the Division of Youth and Family Services needs to be submitted with your application for the Foster Child.

STEP 2: If you receive NJ SNAP (Food Stamps) or TANF benefits, please write the **Name and Case Number** of the person(s) who receive the benefits.

STEP 3: If any of the children listed in Step 1 have earned income please insert the total in section A. In section B - please print clearly the names and incomes of all adult household members in your household. If you need more lines to list additional household members, please add another page.


NEW! You can now complete an **Online** Free and Reduced Price School Meal Household Application:

- *Navigate to the District website at www.somds.k12.nj.us*
- *Click on the 'Departments' tab on the top menu bar*
- *Click on 'Food Service' on the left-hand navigation bar*
- *Click on 'Free and Reduced Price School Meal Household Application' and complete the wizard.*

The district is offering a breakfast program for the 2015-2016 school year at Clinton Elementary, Seth Boyden Elementary, Maplewood Middle, South Orange Middle, and Columbia High School as mandated by the State of New Jersey and federal regulations. A student that attends any of these schools and that qualifies for free or reduced price meals will be entitled to a free or reduced price breakfast and a free or reduced price lunch.

Please return only one application per household, preferably with the youngest child, to your school (or online) so it can be processed as soon as possible. Faxed applications will not be accepted. Thank you.

Yours truly,



Cheryl Schneider
School Business Administrator

/adg

BOARD OF EDUCATION
School District of South Orange and Maplewood
525 Academy Street
Maplewood, NJ 07040

Cheryl Schneider
School Business Administrator

(973) 762-5600, x 1805
fax (973) 378-8680

August 3, 2015

Re: 2015-2016 Breakfast Program at Clinton Elementary, Seth Boyden Elementary, Maplewood Middle, South Orange Middle and Columbia High School

Dear Parent/Guardian:

The district is offering a breakfast program for the 2015-2016 school year at Clinton Elementary, Seth Boyden Elementary, Maplewood Middle, South Orange Middle, and Columbia High Schools as mandated by the State of New Jersey and federal regulations. Each student at these schools will have the option of eating breakfast at school. A student that attends any of these schools and that qualifies for free or reduced price meals will be entitled to a free or reduced price breakfast and a free or reduced price lunch.

- The price for a full breakfast at the Elementary Schools is \$1.75 and the reduced price is \$.30.
- The price for a full breakfast at the Middle Schools is \$2.00 and the reduced price is \$.30.
- The price for a full breakfast at the High School is \$2.25 and the reduced price is \$.30.

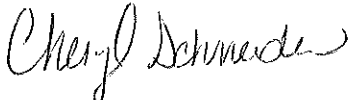
The students who want to have breakfast must arrive at school 20 minutes before the opening of school. Upon arriving at school, the students will go directly to the cafeteria to have their breakfast. After eating breakfast, the students will proceed to their classroom. **Early entry into the schools will only be for the students that are eating breakfast at school.**

Breakfast will be offered at each of the following schools:

- | | |
|--|------------------|
| • Clinton Elementary | 7:30 – 8:00 a.m. |
| • Seth Boyden Elementary | 8:00 – 8:30 a.m. |
| • Maplewood Middle & South Orange Middle | 7:30 - 8:00 a.m. |
| • Columbia High | 7:15 – 8:10 a.m. |

If you have any questions or should need any additional information, please do not hesitate to contact me.

Yours truly,



Cheryl Schneider
School Business Administrator

/adg

BOARD OF EDUCATION
School District of South Orange-Maplewood
525 Academy Street
Maplewood, New Jersey 07040

Cheryl Schneider
Business Administrator/Board Secretary

973-762-5600 ext 1800
 fax 973-378-9310

Dear Parent/Guardian:

Children need healthy meals to learn. **South Orange Maplewood Board of Education** offers healthy meals every school day at the prices listed below. **Your children may qualify for free meals or for reduced price meals.**

	FULL PRICE			REDUCED PRICE		
	Elementary	Middle	High	Elementary	Middle	High
National School Lunch	\$3.00	\$3.25	\$3.50	\$0.40	\$0.40	\$0.40
	* N/A	* \$4.00	* \$4.25			
School Breakfast	\$1.75	\$2.00	\$2.25	\$0.30	\$0.30	\$0.30
After School Snack	N/A	N/A	N/A	N/A	N/A	N/A
Special Milk Program	N/A	N/A	N/A	Not Applicable	Not Applicable	Not Applicable
Split Session Milk Program	N/A	Not Applicable	Not Applicable	Not Applicable	Not Applicable	Not Applicable
* Variable Lunch Price		N/A - Not Applicable				

This packet includes an application for free or reduced price meal benefits, and a set of detailed instructions. For a convenient way to fill out the meal application, go to www.sommsd.k12.nj.us.

Below are some common questions and answers to help you with the application process.

1. Who can get free OR REDUCED PRICE meals?

- All children in households receiving benefits from **NJ SNAP** or **NJ TANF** are eligible for free meals.
- Foster children that are under the legal responsibility of a foster care agency or court are eligible for free meals.
- Children participating in their school's Head Start program are eligible for free meals.
- Children who meet the definition of homeless, runaway, or migrant are eligible for free meals.
- Children may receive free or reduced price meals if your household's income is within the limits on the Federal Income Eligibility Guidelines. Your children may qualify for free or reduced price meals if your household income falls at or below the limits on this chart.

FEDERAL INCOME CHART For school Year 2015-2016			
Household Size	Yearly	Monthly	Weekly
1	21,775	1,815	419
2	29,471	2,456	567
3	37,167	3,098	715
4	44,863	3,739	863
5	52,559	4,380	1,011
6	60,255	5,022	1,159
7	67,951	5,663	1,307
8	75,647	6,304	1,455
For each additional person, add:	+7,696	+642	+148

2. HOW DO I KNOW IF MY CHILDREN QUALIFY AS homeless, MIGRANT, OR RUNAWAY? Do the members of your household lack a permanent address? Are you staying together in a shelter, hotel, or other temporary housing arrangement? Does your family relocate on a seasonal basis? Are any children living with you who have chosen to leave their prior family or household? If you believe children in your household meet these descriptions and haven't been told your children will get free meals, please call or e-mail your school, homeless liaison or migrant coordinator.
3. DO I NEED TO FILL OUT AN APPLICATION FOR EACH CHILD? No. *Use one Free and Reduced Price School Meals Application for all students in your household.* We cannot approve an application that is not complete, so be sure to fill out all required information. Return the completed application to one of your children's schools.
4. SHOULD I FILL OUT AN APPLICATION IF I RECEIVED A LETTER THIS SCHOOL YEAR SAYING MY CHILDREN ARE ALREADY APPROVED FOR FREE MEALS? No, but please read the letter you got carefully and follow the instructions. If any children in your household were missing from your eligibility notification, contact your school immediately.
5. CAN I APPLY ONLINE? If available, you are encouraged to complete an online application instead of a paper application. The online application has the same requirements and will ask you for the same information as the paper application. Contact your school if you have any questions about the online application.
6. MY CHILD'S APPLICATION WAS APPROVED LAST YEAR. DO I NEED TO FILL OUT A NEW ONE? Yes. Your child's application is only good for that school year and for the first few days of this school year. You must send in a new application unless the school told you that your child is eligible for the new school year.
7. I GET WIC. CAN MY CHILDREN GET FREE MEALS? Children in households participating in WIC may be eligible for free or reduced price meals. Please send in an application.
8. WILL THE INFORMATION I GIVE BE CHECKED? Yes. We may also ask you to send written proof of the household income you report.
9. IF I DON'T QUALIFY NOW, MAY I APPLY LATER? Yes, you may apply at any time during the school year. For example, children with a parent or guardian who becomes unemployed may become eligible for free and reduced price meals if the household income drops below the income limit.
10. WHAT IF I DISAGREE WITH THE SCHOOL'S DECISION ABOUT MY APPLICATION? You should talk to school officials. You also may ask for a hearing by calling or writing to:


Hearing Officer Name: Cheryl Schneider Address: 525 Academy Street, Maplewood, NJ 07040

Phone Number: (973)762-5600 Ext: 1800

11. MAY I APPLY IF SOMEONE IN MY HOUSEHOLD IS NOT A U.S. CITIZEN? Yes. You, your children, or other household members do not have to be U.S. citizens to apply for free or reduced price meals.
12. WHAT IF MY INCOME IS NOT ALWAYS THE SAME? List the amount that you normally receive. For example, if you normally make \$1000 each month, but you missed some work last month and only made \$900, put down that you made \$1000 per month. If you normally get overtime, include it, but do not include it if you only work overtime sometimes. If you have lost a job or had your hours or wages reduced, use your current income.
13. WHAT IF SOME HOUSEHOLD MEMBERS HAVE NO INCOME TO REPORT? Household members may not receive some types of income we ask you to report on the application, or may not receive income at all. Whenever this happens, please write a 0 in the field. However, if any income fields are left empty or blank, those will also be counted as zeroes. Please be careful when leaving income fields blank, as we will assume you meant to do so.
14. WE ARE IN THE MILITARY. DO WE REPORT OUR INCOME DIFFERENTLY? Your basic pay and cash bonuses must be reported as income. If you get any cash value allowances for off-base housing, food, or clothing, or receive Family Subsistence Supplemental Allowance payments, it must also be included as income. However, if your housing is part of the Military Housing Privatization Initiative, do not include your housing allowance as income. Any additional combat pay resulting from deployment is also excluded from income.
15. WHAT IF THERE ISN'T ENOUGH SPACE ON THE APPLICATION FOR MY FAMILY? List any additional household members on a separate piece of paper, and attach it to your application.
16. MY FAMILY NEEDS HELP. ARE THERE ANY PROGRAMS WE MIGHT APPLY FOR? To find out how to apply for NJ SNAP or other assistance benefits, contact your local assistance office, call 1-800-687-9512 or go to <https://oneapp.dhs.state.nj.us/default.aspx>. You can also contact NJ FamilyCare or Medicaid at 1-800-701-0710 or www.njfamilycare.org for information regarding health insurance for your family. For the WIC Program, call 1-866-446-5942 or go to www.nj.gov/health/fhs/wic.

If you have other questions or need help,
call (973)762-5600 Ext:1806

Sincerely,

Signature: 

Name: Cheryl Schneider

Title: School Business Administrator

Application #:

2015-2016 Application for Free and Reduced Price School Meals

Complete one application per household. Please use a pen (not a pencil).

Available online at:

STEP 1

List ALL Household Members who are infants, children, and students up to and including grade 12 (if more spaces are required for additional names, attach another sheet of paper)

Definition of Household Member: "Anyone who is living with you and shares income and expenses, even if not related." Children in Foster care and children who meet the definition of Homeless, Migrant or Runaway are eligible for free meals. Read How to Apply for Free and Reduced Price School Meals for more information.

Child's First Name	MI	Child's Last Name	[press spacebar to advance]	School Name(Abbr.)	Student? Yes No	Homeless, Migrant, Runaway

Click all that apply

STEP 2

Do any Household Members (including you) currently participate in one or more of the following assistance programs: SNAP, TANF, or FDPIR? Yes No

If you answered NO > Complete STEP 3.

If you answered YES > Write a case number here then go to STEP 4 (Do not complete STEP 3)

Case Number: _____

Write only one case number in this space.

STEP 3

Report Income for ALL Household Members (Skip this step if you answered 'Yes' to STEP 2)

Please read How to Apply for Free and Reduced Price School Meals for more information. The Sources of Income for Children section will help you with the Child Income question. The Sources of Income for Adults section will help you with the All Adult Household Members section.

A. Child Income
Sometimes children in the household earn income. Please include the TOTAL income earned by all Household Members listed in STEP 1 here.

B. All Adult Household Members (including yourself)
List all Household Members not listed in STEP 1 (including yourself) even if they do not receive income. For each Household Member listed, if they do receive income, report total income for each source in whole dollars only. If they do not receive income from any source, write '0'. If you enter '0' or leave any fields blank, you are certifying (promising) that there is no income to report.

Name of Adult Household Members (First and Last)	Earnings from Work		Public Assistance/Child Support/Alimony		Pensions/Retirement/All Other Income			
	Weekly	Bi-Weekly	2x Monthly	Monthly	Weekly	Bi-Weekly	2x Monthly	Monthly
	\$				\$			
	\$				\$			
	\$				\$			
	\$				\$			
	\$				\$			

Child Income \$ _____

Total Household Members (Children and Adults) _____

Last Four Digits of Social Security Number (SSN) of Primary Wage Earner or Other Adult Household Member X X X X

Check if no SSN

STEP 4

Contact information and adult signature

I certify (promise) that all information on this application is true and that all income is reported. I understand that this information is given in connection with the receipt of Federal funds, and that school officials may verify (check) the information. I am aware that if I purposely give false information, my children may lose meal benefits, and I may be prosecuted under applicable State and Federal laws.

Street Address (if available) _____ Apt.# _____

City _____ State _____ Zip _____

Daytime Phone and Email (optional) _____

Signature of adult completing the form _____ Today's date _____

OPTIONAL Children's Racial and Ethnic Identities

We are required to ask for information about your children's race and ethnicity. This information is important and helps to make sure we are fully serving our community. Responding to this section is optional and does not affect your children's eligibility for free or reduced price meals.

Ethnicity (check one):

<input type="checkbox"/>	Hispanic or Latino
<input type="checkbox"/>	Not Hispanic or Latino

Race (check one or more):

<input type="checkbox"/>	American Indian or Alaskan Native
<input type="checkbox"/>	Asian
<input type="checkbox"/>	Black or African American
<input type="checkbox"/>	Native Hawaiian or Other Pacific Islander
<input type="checkbox"/>	White

The **Richard B. Russell National School Lunch Act** requires the information on this application. You do not have to give the information, but if you do not, we cannot approve your child for free or reduced price meals. You must include the last four digits of the social security number of the adult household member who signs the application. The last four digits of the social security number is not required when you apply on behalf of a foster child or you list a Supplemental Nutrition Assistance Program (SNAP), Temporary Assistance for Needy Families (TANF) Program or Food Distribution Program on Indian Reservations (FDPIR) case number or other FDPIR identifier for your child or when you indicate that the adult household member signing the application does not have a social security number. We will use your information to determine if your child is eligible for free or reduced price meals, and for administration and enforcement of the lunch and breakfast programs. We MAY share your eligibility information with education, health, and nutrition programs to help them evaluate, fund, or determine benefits for their programs, auditors for program reviews, and law enforcement officials to help them look into violations of program rules.

The U.S. Department of Agriculture prohibits discrimination against its customers, employees, and applicants for employment on the bases of race, color, national origin, age, disability, sex, gender identity, religion, reprisal, and where applicable, political beliefs, marital status, familial or parental status, sexual orientation, or all or part of an

individual's income is derived from any public assistance program, or protected genetic information in employment or in any program or activity conducted or funded by the Department. (Not all prohibited bases will apply to all programs and/or employment activities.)

If you wish to file a Civil Rights program complaint of discrimination, complete the USDA Program Discrimination Complaint Form, found online at http://www.ascr.usda.gov/complaint_filing_cust.html, or at any USDA office, or call (866) 632-9992 to request the form. You may also write a letter containing all of the information requested in the form. Send your completed complaint form or letter to us by mail at U.S. Department of Agriculture, Director, Office of Adjudication, 1400 Independence Avenue, S.W., Washington, D.C. 20250-9410, by fax (202) 690-7442 or email at program.intake@usda.gov.

Individuals who are deaf, hard of hearing or have speech disabilities may contact USDA through the Federal Relay Service at (800) 877-8339; or (800) 845-6136 (Spanish).

USDA is an equal opportunity provider and employer.

HOW TO APPLY FOR FREE AND REDUCED PRICE SCHOOL MEALS

Please use these instructions to help you fill out the application for free or reduced price school meals. You only need to submit **one** application per household, even if your children attend more than one school in your district. The application must be filled out completely to certify your children for free or reduced price school meals.

Please follow these instructions in order! Each step of the instructions is the same as the steps on your application. If at any time you are not sure what to do next, please contact your school.

PLEASE TYPE OR USE A PEN (NOT A PENCIL) WHEN FILLING OUT THE APPLICATION AND DO YOUR BEST TO PRINT CLEARLY.

STEP 1: LIST ALL HOUSEHOLD MEMBERS WHO ARE INFANTS, CHILDREN, AND STUDENTS UP TO AND INCLUDING GRADE 12

Tell us how many infants, children, and school students live in your household. They do NOT have to be related to you to be a part of your household.

Who should I list here?

When filling out this section, please include all members in your household who are:

- Children age 18 or under and are supported with the household's income;
- In your care under a foster arrangement, or qualify as homeless, migrant, or runaway youth;
- Students attending school, *regardless of age*.

A) List each child's name. For each child, print their first name, middle initial, last name and name of school the child attends in this district. If the child does not attend school in this district, leave the school name blank. Use one line of the application for each child. When printing names, write one letter in each box. Stop if you run out of space. If there are more children present than lines on the application, attach a second piece of paper with all required information for the additional children.

B) Is the child a student in this district? Mark 'Yes' or 'No' under the column titled "Student" to tell us which children attend school within the district.

C) Do you have any foster children? If any children listed are foster children, mark the "Foster Child" box next to the child's name. **Foster children who live with you may count as members of your household and should be listed on your application.** If you are *only* applying for foster children, after completing STEP 1, skip to STEP 4 of the application and these instructions.

D) Are any children homeless, migrant, or runaway? If you believe any child listed in this section may meet this description, please mark the "Homeless, Migrant, Runaway" box next to the child's name and **complete all steps of the application.**

STEP 2: DO ANY HOUSEHOLD MEMBERS (INCLUDING YOU) CURRENTLY PARTICIPATE IN ONE OR MORE OF THE FOLLOWING ASSISTANCE PROGRAMS: SNAP OR TANF?

If anyone in your household participates in the assistance programs listed below, your children are eligible for free school meals:

- The Supplemental Nutrition Assistance Program (NJ SNAP)
- Temporary Assistance for Needy Families (TANF)

A) IF NO ONE IN YOUR HOUSEHOLD PARTICIPATES IN ANY OF THE ABOVE LISTED PROGRAMS:

- **Circle 'NO' and skip to STEP 3 on these instructions and STEP 3 on your application.**
- **Leave STEP 2 blank.**

B) IF ANYONE IN YOUR HOUSEHOLD PARTICIPATES IN ANY OF THE ABOVE LISTED PROGRAMS:

- **Circle 'YES' and provide a case number for SNAP or TANF.** You only need to write **one** case number. If you participate in one of these programs and do not know your case number, contact your local Social Services Agency. **You must provide a case number on your application if you circled "YES".**
- **Skip to STEP 4.**

STEP 3: REPORT INCOME FOR ALL HOUSEHOLD MEMBERS

A) Report all income earned by children. Refer to the chart titled "Sources of Income for Children" in these instructions and report the combined gross income for **ALL** children listed in Step 1 in your household in the box marked "Total Child Income." Only count foster children's income if you are applying for them together with the rest of your household. It is optional for the household to list foster children living with them as part of the household.

What is Child Income?

Child income is money received from outside your household that is paid directly to your children. Many households do not have any child income. Use the chart below to determine if your household has child income to report.

Sources of Income for Children	
Sources of Child Income	Example(s)
<ul style="list-style-type: none"> • Earnings from work 	<ul style="list-style-type: none"> • A child has a job where they earn a salary or wages.
<ul style="list-style-type: none"> • Social Security <ul style="list-style-type: none"> ◦ Disability Payments ◦ Survivor's Benefits 	<ul style="list-style-type: none"> • A child is blind or disabled and receives Social Security benefits. • A parent is disabled, retired, or deceased, and their child receives social security benefits.
<ul style="list-style-type: none"> • Income from persons <i>outside</i> the household 	<ul style="list-style-type: none"> • A friend or extended family member <i>regularly</i> gives a child spending money.
<ul style="list-style-type: none"> • Income from any other source 	<ul style="list-style-type: none"> • A child receives income from a private pension fund, annuity, or trust.

FOR EACH ADULT HOUSEHOLD MEMBER:

Who should I list here?

When filling out this section, please include all members in your household who are:

- Living with you and share income and expenses, *even if not related and even if they do not receive income of their own.*

Do not include people who:

- Live with you but are not supported by your household's income and do not contribute income to your household.
- Children and students already listed in Step 1

How do I fill in the income amount and source?

FOR EACH TYPE OF INCOME:

- Use the charts in this section to determine if your household has income to report.
- Report all amounts in gross income **ONLY**. Report all income in whole dollars. Do not include cents.
 - Gross income is the total income received before taxes or deductions.
 - Many people think of income as the amount they "take home" and not the total, "gross" amount. Make sure that the income you report on this application has **NOT** been reduced to pay for taxes, insurance premiums, or any other amounts taken from your pay.
- Write a "0" in any fields where there is no income to report. Any income fields left empty or blank will be counted as zeroes. If you write '0' or leave any fields blank, you are certifying (promising) that there is no income to report. If local officials have known or available information that your household income was reported incorrectly, your application will be verified for cause.
- Mark how often each type of income is received using the check boxes to the right of each field.

B) List Adult Household member's name. Print the name of each household member in the boxes marked "Names of Adult Household Members (First and Last)." **Do not list any household members you listed in STEP 1.** If a child listed in STEP 1 has income, follow the instructions in STEP 3, part A.

C) Report earnings from work. Refer to the chart titled "Sources of Income for Adults" in these instructions and report all income from work in the "Earnings from Work" field on the application. This is usually the money received from working at jobs. If you are a self-employed business or farm owner, you will report your net income.

What if I am self-employed?

If you are self-employed, report income from that work as a net amount. This is calculated by subtracting the total operating expenses of your business from its gross receipts or revenue.

D) Report income from Public Assistance/Child Support/Alimony. Refer to the chart titled "Sources of Income for Adults" in these instructions and report all income that applies in the "Public Assistance/Child Support/Alimony" field on the application. Do not report the value of any cash value public assistance benefits NOT listed on the chart. If income is received from child support or alimony, only **court-ordered** payments should be reported here. Informal but regular payments should be reported as "other" income in the next part.

E) Report income from Pensions/Retirement/All other income. Refer to the chart titled “Sources of Income for Adults” in these instructions and report all income that applies in the “Pensions/Retirement/All Other Income” field on the application.

F) Report total household size. Enter the total number of household members in the field “Total Household Members (Children and Adults).” This number **MUST** be equal to the number of household members listed in STEP 1 and STEP 3. If there are any members of your household that you have not listed on the application, go back and add them. It is very important to list all household members, as the size of your household determines your income cutoff for free and reduced price meals.

G) Provide the last four digits of your Social Security Number. The household’s primary wage earner or another adult household member must enter the last four digits of their Social Security Number in the space provided. **You are eligible to apply for benefits even if you do not have a Social Security Number.** If no adult household members have a Social Security Number, leave this space blank and mark the box to the right labeled “Check if no SS#.”

Sources of Income for Adults		
Earnings from Work	Public Assistance/Alimony/Child Support	Pensions/Retirement/All Other Income
<ul style="list-style-type: none"> Salary, wages, cash bonuses Net income from self-employment (farm or business) Strike benefits <p>If you are in the U.S. Military:</p> <ul style="list-style-type: none"> Basic pay and cash bonuses (<i>do NOT include combat pay, FSSA or privatized housing allowances</i>) Allowances for off-base housing, food, and clothing 	<ul style="list-style-type: none"> Unemployment benefits Worker’s compensation Supplemental Security Income (SSI) Cash assistance from State or local government Alimony payments Child support payments Veteran’s benefits 	<ul style="list-style-type: none"> Social Security (including railroad retirement and black lung benefits) Private Pensions or disability Income from trusts or estates Annuities Investment income Earned interest Rental income <i>Regular</i> cash payments from outside household

STEP 4: CONTACT INFORMATION AND ADULT SIGNATURE

All applications must be signed by an adult member of the household. By signing the application, that household member is promising that all information has been truthfully and completely reported. **Before completing this section, please also make sure you have read the privacy and civil rights statements on the back of the application.**

A) Provide your contact information. Write your current address in the fields provided if this information is available. **If you have no permanent address, this does not make your children ineligible for free or reduced price school meals.** Sharing a phone number, email address, or both is optional, but helps us reach you quickly if we need to contact you.

B) Sign and print your name. Print your name in the box “Printed name of adult completing the form.” And sign your name in the box “Signature of adult completing the form.”

C) Write Today’s Date. In the space provided, write today’s date in the box.

D) Share children’s Racial and Ethnic Identities (optional). On the back of the application, we ask you to share information about your children’s race and ethnicity. **This field is optional and does not affect your children’s eligibility for free or reduced price school meals.**

**SHARING INFORMATION WITH MEDICAID or NJ
FAMILYCARE**

Dear Parent/Guardian:

If your children get free or reduced price school meals, they may also be able to get free or low-cost health insurance through Medicaid or NJ FamilyCare. Children with health insurance are more likely to get regular health care and are less likely to miss school because of sickness.

Because health insurance is so important to children's well-being, **the law allows us to tell Medicaid and NJ FamilyCare that your children are eligible for free or reduced price meals, unless you tell us not to.** Medicaid and NJ FamilyCare only use the information to identify children who may be eligible for their programs. Program officials may contact you to offer to enroll your children. Filling out the Free and Reduced Price School Meals Application does not automatically enroll your children in health insurance.

If you do not want us to share your information with Medicaid or NJ FamilyCare, fill out the form below and send in (Sending in this form will not change whether your children get free or reduced price meals).

- No! I DO NOT** want information from my Free and Reduced Price School Meals Application shared with Medicaid or the State Children's Health Insurance Program (NJ FamilyCare)

If you checked no, fill out the form below to ensure that your information is NOT shared for the child(ren) listed below:

Child's Name: _____ School: _____

Child's Name: _____ School: _____

Child's Name: _____ School: _____

Child's Name: _____ School: _____

Signature of Parent/Guardian: _____ Date: _____

Printed Name: _____ Address: _____

Return this form to your child's school, ONLY if you do NOT wish your information to be shared with Medicaid or NJ FamilyCare.